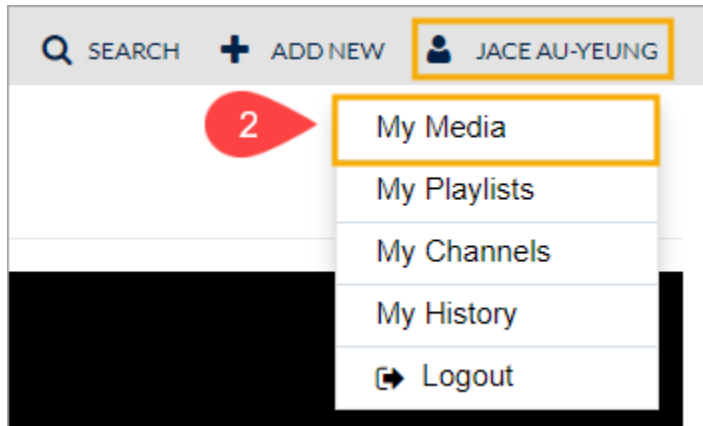
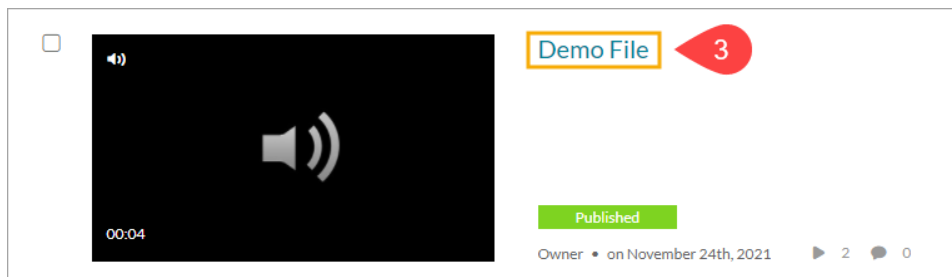


## Embedding Videos From UBC Teaching and Learning Media

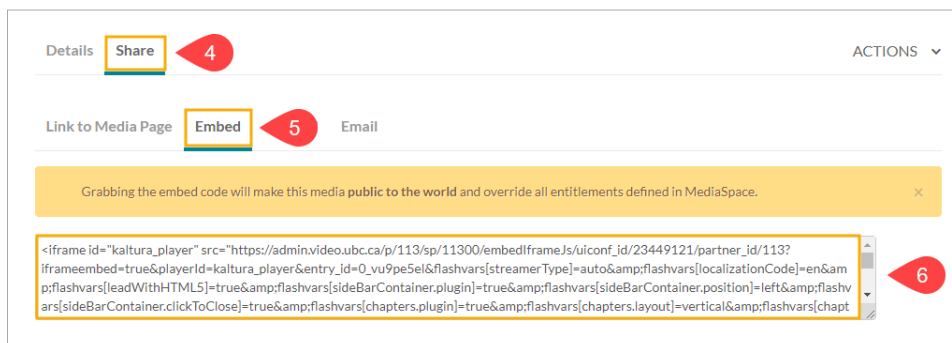
1. Log in to <https://learning.video.ubc.ca/> using your CWL.
2. Click your name in the top-right corner and then click **My Media**.



3. Find the media file that you want to share and click on the **name of the file**.



4. Click the **Share** tab.
5. Click **Embed**.
6. Copy the **code** for the file. Please note that the file will be made public on the pages where it has been embedded, regardless of whether the file is listed as Private or Published in UBC Teaching and Learning Media.



7. On your Canvas course, click **Edit** on the page you will add the file to.

8. Click the **HTML editor button**.



9. Paste the code into the text entry box.

10. Click **Save** at the bottom of the page.